

# CORELUNDER

## bulletin

JULY 2016

Publication of Corel Down Under Inc.

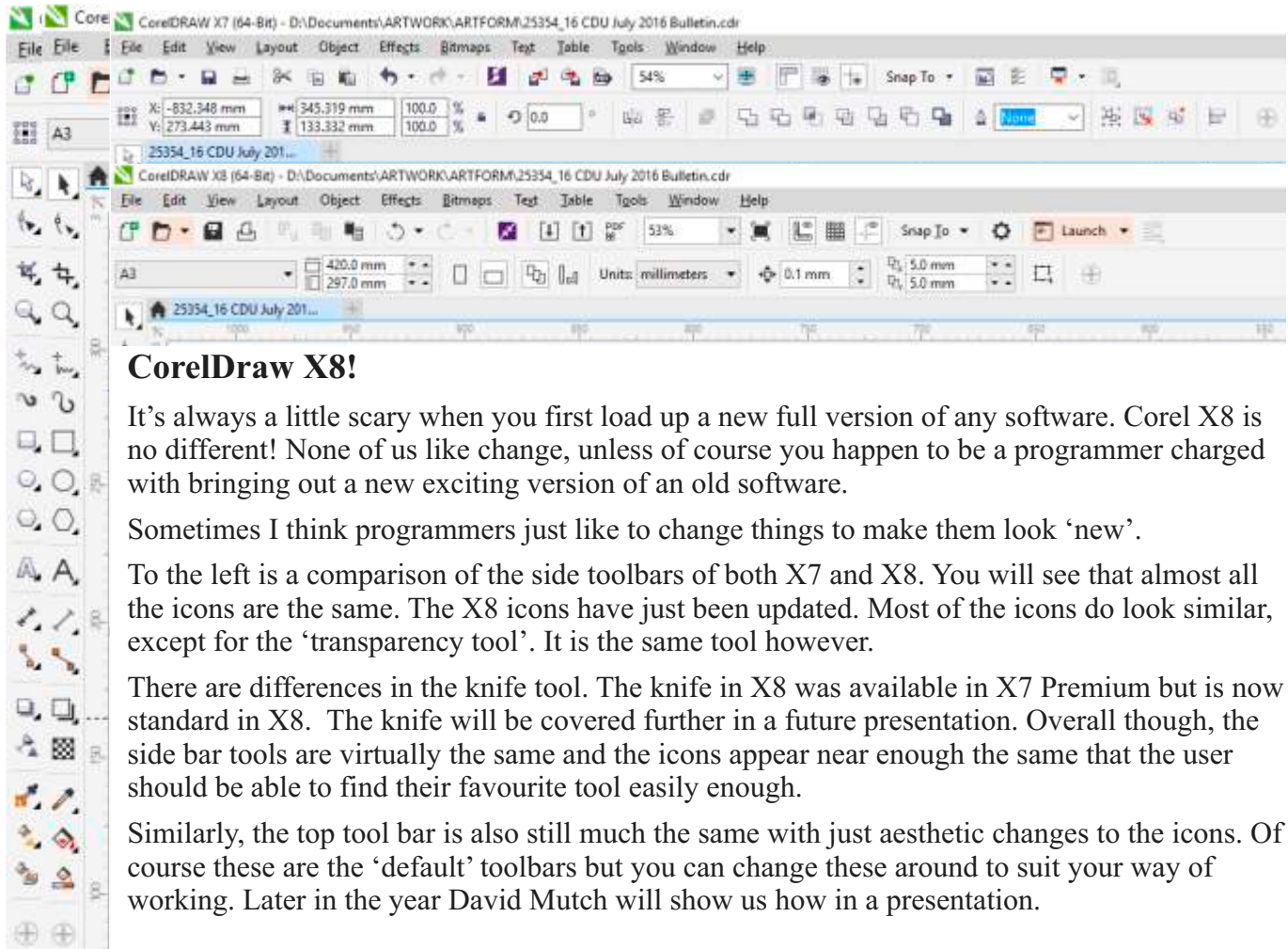
Corel Down Under Inc. Mail address: PO Box 627 Heathmont Victoria 3134 The CDU phone: 9876 9161

### Corel has a presence in Australia!

As many of you know, Sathish Venugopal is the country manager for Australia. He does a great job for Corel and really supports Corel Down Under. However, it is difficult for him when he is based in India and many of us are frustrated by not having a Corel presence here in Australia.



That has now changed. Sathish has just announced that Aquion will now be distributing Corel products in Australia, and no doubt will field phone calls from any of you with questions. Morgan Leong from Aquion is looking forward to working closely with our group and is excited about our mutual futures. We may even be able to entice Morgan or his colleague Helen to come down from Sydney and visit us here in the Worlds Most Liveable City.



### CorelDraw X8!

It's always a little scary when you first load up a new full version of any software. Corel X8 is no different! None of us like change, unless of course you happen to be a programmer charged with bringing out a new exciting version of an old software.

Sometimes I think programmers just like to change things to make them look 'new'.

To the left is a comparison of the side toolbars of both X7 and X8. You will see that almost all the icons are the same. The X8 icons have just been updated. Most of the icons do look similar, except for the 'transparency tool'. It is the same tool however.

There are differences in the knife tool. The knife in X8 was available in X7 Premium but is now standard in X8. The knife will be covered further in a future presentation. Overall though, the side bar tools are virtually the same and the icons appear near enough the same that the user should be able to find their favourite tool easily enough.

Similarly, the top tool bar is also still much the same with just aesthetic changes to the icons. Of course these are the 'default' toolbars but you can change these around to suit your way of working. Later in the year David Mutch will show us how in a presentation.

The CDU Committee meets 1st Tuesday of each month.  
7pm until 9.30pm - 8 Pamela Place, Ringwood North, 3135

Next CDU Meeting will be held on third  
Tuesday in the month -16th AUGUST 2016

# Printed Solar Panel!

Yes, it's hard to believe but according to an article that has just appeared in the *Australian Printer*, a Melbourne printing company, Norwood Commercial is about to do just that.

We are all familiar with the solar panels that are now found on the roofs of many Australian homes. These are produced, mainly in China, using silicon. They tend to be quite heavy and cumbersome.

Norwood Commercial has partnered with CSIRO and a new start-up company, Solafast, to develop printed solar cells. It is hoped that this will lead to a new commercial operation within the next few years.

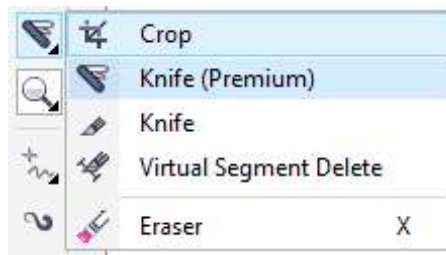
Why printed solar cells? The first thing that comes to mind of course is the weight. Presumably these will be printed on some sort of plastic or similar substrate. This will make them very light and hopefully able to bend into different shapes to fit curved roofs for instance. This will change the way solar cells are used.



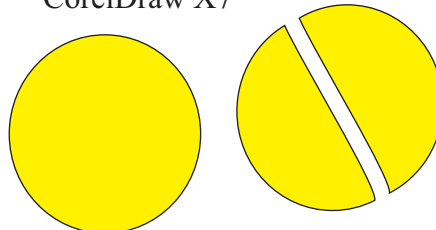
According to the interview between *Australian Printer* and Graham Dancey, the operations manager at Norwood, these new printed solar cells will be able to be mass produced inexpensively. Being light and portable, they could easily be shipped to areas where a natural disaster has occurred, helping to restore power very quickly.

The fact that this is a completely Australian project is very exciting. It is hoped that this project will be up and running commercially within two to three years. Considering the unstable political situation in the South China sea at the moment, this might be a product that hits the market at just the right time. I guess we will all just have to be patient and hope our Australian businesses are successful with this exciting project.


## The Knife Tool



The Knife Tool in CorelDraw X7



The Knife Tool in CorelDraw X7 Premium and standard in X8



## Colour Pictures from black and white photos!

The link below takes you to the home page of a company called Gizmodo.



<http://gizmodo.com/this-software-creates-vivid-color-pictures-from-black-a-1768422767>

It's worth a look as they have developed an interesting software package that allows you to turn a B&W photo into a colour photo.

The colours aren't necessarily correct but do result in some interesting images. It could be of interest to you PSP users as it gives you a good base to start from.