

# CORELUNDER

## bulletin

June 2012

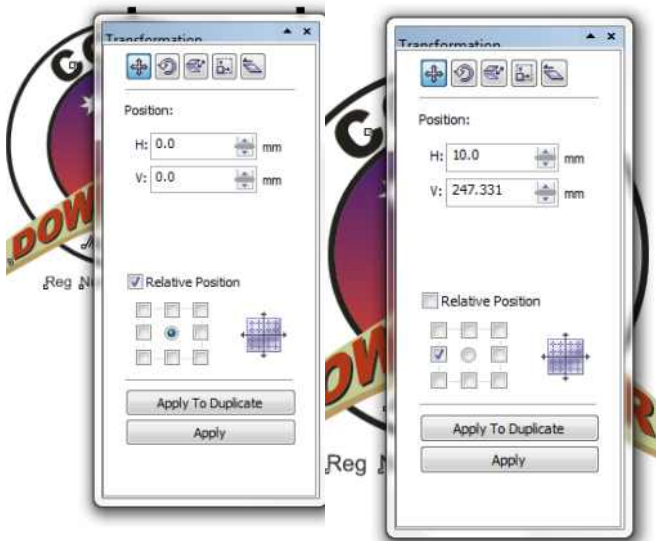
Publication of Corel Down Under Inc.

Corel Down Under Inc. Mail address: PO Box 833 Ringwood Victoria 3134 The CDU phone: 0432 931 241

**The Transformation Tool** in Corel X6 has undergone a fairly radical change from earlier versions of Corel Draw. Some people love the way it now works, while others think that it worked fine in the previous versions.

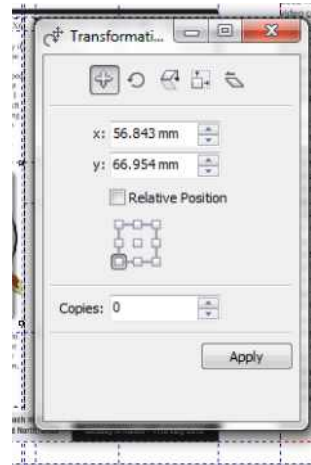
Those who liked it in the older versions aren't helped in being convinced that X6 is better by the fact that the X6 version no longer works by hitting 'enter'. I have been told by Corel that this is a problem which should be addressed in the first major update. Going on the chatter on the Corel chat sites out there, this will be a very welcome 'fix'.

Below is the old transform button in Corel X3. To move an object to an exact position, you first



uncheck the relative position, type in a new position, then either click on the 'Apply' button or simply hit 'enter' to move the object to the new position. If you want to leave the original object but move a copy to the new position, then simply click on 'Apply to Duplicate'.

**Now Lets Look at the** transformation tool in Corel X6. As in the earlier versions, make sure that you have the relative position unchecked. Type in the position co-ordinates and check that

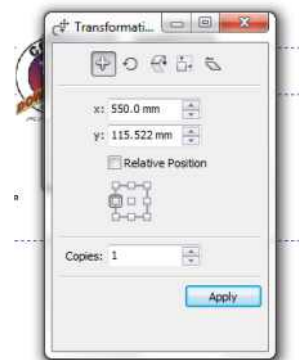


there is a '0' in the copies box. This is very important as this is one of the main differences in the transformation tool when compared to the earlier versions of Corel Draw.

If you are like me, your instinct is to hit enter. As mentioned at the top of this article, nothing will happen at the moment. Instead, you must use the mouse and click onto

'apply'.

You will notice that there is now only the one button. Apply both moves an object or copies an object. If you want to copy an image to a new position, then type a 1 into the 'Copies' box. You then need to click onto 'Apply'. This will move a copy of the object to the new co-ordinates that have been typed into the 'X' and 'Y' boxes.



This does take a bit of getting used to though, as the number will stay in the box until you change it. This means that the next time you use the transform box, you will most likely 'copy' an object instead of 'moving' it. After a few times you eventually learn.



## Roxio Creator® Speeds Video Editing and Conversion with New Optimizations for 3rd Generation Intel® Core™ Processor

**Computex, Taipei, Taiwan 5th June, 2012.** Corel today announced Roxio Creator® 2012 now offers faster video editing and video conversion powered by new optimisations for the 3<sup>rd</sup> generation Intel® Core™ Processor family. In addition, the company is also working to implement further support for Intel® Quick Sync Video in upcoming digital media product releases.

Roxio Creator automatically detects and takes advantage of the powerful video processing features offered in the new Intel Core Processor family to deliver significant speed enhancements. Roxio Creator also takes advantage of Intel Quick Sync Video to speed MPEG to H.264 video conversion. When it comes to getting the best video editing experience from your new computer, it's important to have a powerful processor, but you also need to select the right software that's been built to take advantage of your new machine. "With Roxio Creator you can be confident that your software has been optimised for 3<sup>rd</sup> generation Intel Core processors with enhanced built-in visuals for blazing fast and highly creative video making", said Matt Di Maria, Executive Vice President and General Manager of Digital Media at Corel. "We make it a priority to work closely with leading software developers like Roxio to ensure that our customers will enjoy performance that keeps up with their creativity", said Jeff Abbate, Director of Marketing, Intel Software and Services Group. Roxio Creator takes advantage of the visibly smart

capabilities of new 3<sup>rd</sup> generation Intel Core Processors such as Intel Quick Sync Video to deliver an exceptional digital content creation experience for even the most demanding users. Roxio Creator 2012, the industries most popular digital media suite, is available now at [www.roxio.com.au](http://www.roxio.com.au) and select resellers globally. In North America, Roxio offers Roxio Creator 2012 for the suggested retail price of \$139.00 AUD and Roxio Creator 2012 Pro for \$169.00 AUD SRP. For more information about Roxio Creator 2012, please visit [www.roxio.com.au](http://www.roxio.com.au)

In February 2012 Corel acquired Roxio's broad range of digital media and security solutions, expanding its product portfolio with new products including the industries most popular digital media suite and the leading media conversion software on the Mac platform. We expect to hear a lot more about Roxio in the coming months. It's interesting to see that some of these products are for the Mac platform. As more information becomes available we will inform members in the bulletin and the CDU magazine.